

单相单极通用型滤波器 J231/J232 系列

Single-phase Single-pole Universal Filter

特点与用途

- ◆ 单相单极通用型交流滤波器;
- ◆ 结构简单、体积小、安装方便;
- ◆ J231为标准插片引出方式, J232为导线引出方式;
- ◆ 该系列滤波器可广泛应用于开关电源、小型工业自动化控制设备、办公设备以及数据通信设备等; 超低泄露电流产品还可以满足医疗器械设备要求。

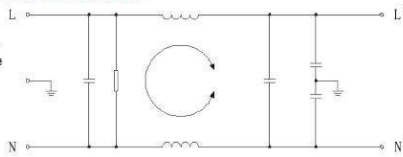
Features & Applications

- ◆ Single-phase Single-pole Universal AC-Filter.
- ◆ Simple structure, small size, easy for installing.
- ◆ J231 is the terminal outlet type, J232 is the wire outlet type.
- ◆ This series of filters can be widely used in switching mode power supply, small industrial automation control equipments, office equipments and datacom equipments; ultra-low leakage current products can also meet requirements of medical equipments.

认证 Certification



电路原理图 Schematic



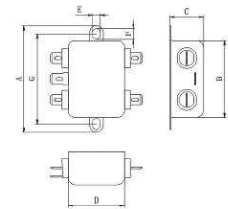
技术参数 Technical Parameter

额定电流 Rated current	3 ~ 20A@40°C
额定电压 Rated voltage	0 ~ 250VAC
气候类别 Climatic category	25/100/21

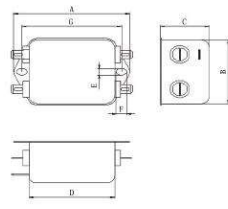
泄漏电流 Leakage current	标准泄露电流 Standard leakage current < 3.5mA@250VAC 超低泄露电流 Low leakage current < 0.5mA@250VAC
高压测试 High-voltage test	线-线(L-L) 1450 VDC 1min 线-地(L-G) 2000 VAC 1min
工作频率 Operating frequency	50/60 Hz

外形图 Outline Drawing

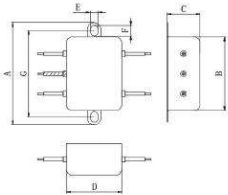
● 类型 A Type A



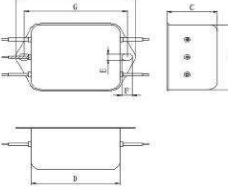
● 类型 B Type B



● 类型 C Type C



● 类型 D Type D



常用规格 Specification

常用型号 Common Type	额定电流 Rated Current	A (mm)	B (mm)	C (mm)	D (mm)	E (mm)	F (mm)	G (mm)	适用外形 Suitable Shape
J231-3A-S	3A	62	46	22	32	5.3	6.3	54	A
J231-6A-S	6A	62	46	22	32	5.3	6.3	54	A
J231-3A-M	3A	96	55	45	75	5.3	6.3	75	B
J231-6A-M	6A	62	32	22	46	5.3	6.3	75	B
J231-10A-M	10A	85	52	38	63	5.3	6.3	75	B
J231-16A-M	16A	96	55	45	75	5.3	6.3	75	B
J231-20A-M	20A	85	52	38	63	5.3	6.3	75	B
J231-3A-L	3A	96	55	45	75	5.3	6.3	87	B
J231-6A-L	6A	85	52	38	63	5.3	6.3	87	B
J231-10A-L	10A	96	55	45	75	5.3	6.3	87	B
J231-16A-L	16A	85	52	38	63	5.3	6.3	87	B
J231-20A-L	20A	96	55	45	75	5.3	6.3	87	B
J232-3A-S	3A	62	32	22	46	5.3	6.3	54	C
J232-6A-S	6A	85	52	38	63	5.3	6.3	54	C
J232-3A-M	3A	96	55	45	75	5.3	6.3	75	D
J232-6A-M	6A	62	32	22	46	5.3	6.3	75	D
J232-10A-M	10A	85	52	38	63	5.3	6.3	75	D
J232-16A-M	16A	96	55	45	75	5.3	6.3	75	D
J232-20A-M	20A	85	52	38	63	5.3	6.3	75	D
J232-3A-L	3A	96	55	45	75	5.3	6.3	87	D
J232-6A-L	6A	85	52	38	63	5.3	6.3	87	D
J232-10A-L	10A	96	55	45	75	5.3	6.3	87	D
J232-16A-L	16A	85	52	38	63	5.3	6.3	87	D
J232-20A-L	20A	96	55	45	75	5.3	6.3	87	D

备注:

1. 表中所列尺寸为公司常用规格尺寸, 其他规格尺寸均可按照客户要求生产;
2. 表中数据若有更改恕不另行通知;
3. 我司可推荐选型, 并提供整机EMC整改测试方案和技术支持。

REMARKS

1. The dimension on the above chart is our common specifications, we can produce as customer's requests.
2. The datas are subject to change without notice.
3. We can recommend the selection and provide the EMC rectification test solution and technical support.